

Jonny Peterson



Capabilities Presentation

Production - Marketing - Design

Advertising:

Digital - Print

Web Banner

3x4" Print Ad

8x14 Ft. Billboard Design



Rock Creek Outdoors
Sales Service

Handguns • Rifles • Shotguns • Ammo
Magazines • Optics • Knives
Parts & Gear • Targets

Tue-Fri 10:00 AM to 6:00 PM
Saturday 10:00 AM to 4:00 PM

651-442-1569
57098 Forest Blvd • Pine City, MN 55063 rockcreekoutdoors.net

Lakes Area POWERSPORTS

New Models Arriving Daily

(218) 547-1558
www.lakesareapowersports.com

Logos for: KTM, POLARIS, SEAWOOD, TORO, STIHL, ski-doo, Ariens, GRAVELLY, can-am

Instagram Ad

orange leaf
AMERICA'S FROZEN YOGURT.

- Birthdays
- Anniversaries
& Much More!

Sugar Free Options
Dairy Free Options
Gluten Free Options

#BEORANGE
3 Locations

350 W 18th Street Ankeny, IA (515) 963-1857
812 N 4th Street Ankeny, IA (515) 963-1857
122 2nd Street Ankeny, IA (515) 963-1857

5x4" Print Ad

Vicki Scherber Cleaning Service
In Business since 1992

Residential & Commercial

- Quality Work! • Affordable Prices! • No Hidden Fees!
- House Keeping Services • Office Cleaning Services
- Window & Blind Cleaning Tool • 1 Time Cleanings

Spring/Fall - We do it all!

763-263-1204

Insured • References Available

100% SATISFACTION

Lakes Area POWERSPORTS

New Models Arriving Daily

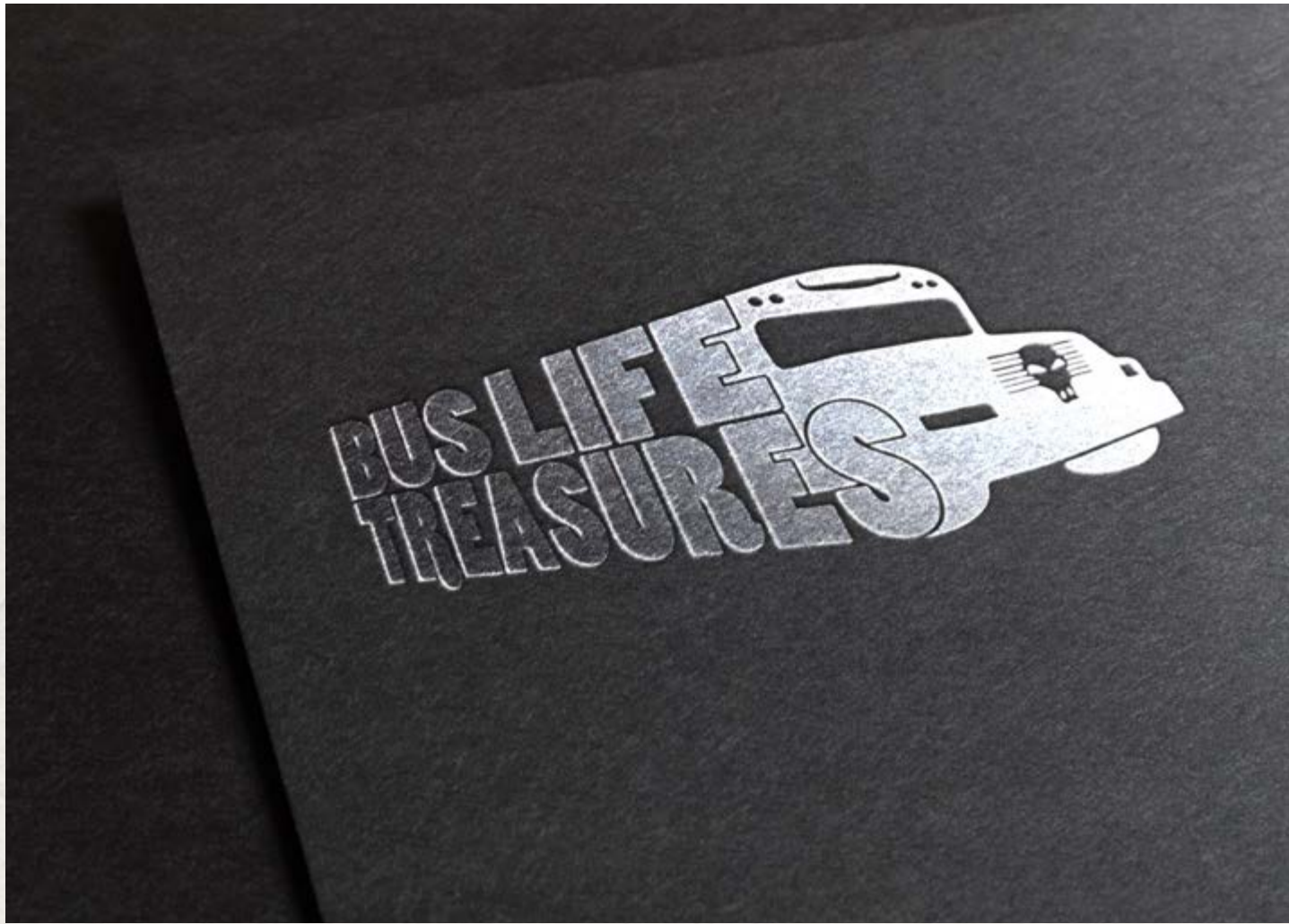
(218) 547-1558
www.lakesareapowersports.com

Logos for: KTM, POLARIS, SEAWOOD, TORO, STIHL, ski-doo, Ariens, GRAVELLY, can-am

Logo Design:



Typography - Layout - Design





Photoshop:

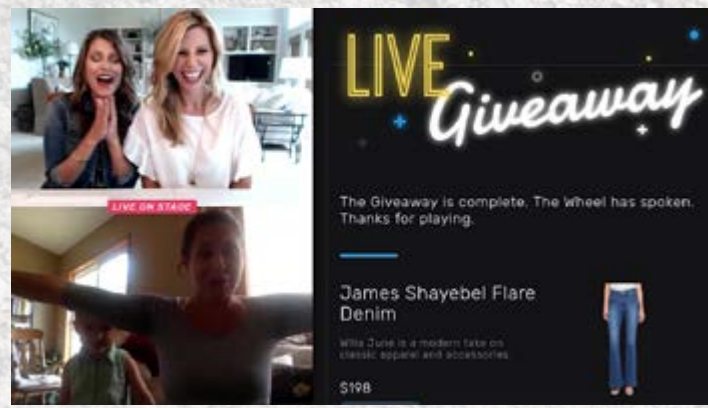
Retouching - Comping



Screenshots - Video Production



Screenshots -Social Media Ads/Campaigns



Screenshots -Social Media Ads/Campaigns



A promotional graphic for RV Today magazine. It features a tablet and a smartphone displaying the magazine cover. The cover has the title 'RV TODAY' and the headline 'BE A GOOD CAMPGROUND NEIGHBOR' and '50 RV Content Creators'. Below the devices, the text 'RV TODAY GET YOUR FREE ISSUE' is written in large, bold, white letters.



A graphic with the 'RV TODAY' logo at the top. Below it, the text 'A BRAND NEW MAGAZINE' is written in a blue box, and 'FOR RVERS, BY RVERS.' is written in an orange box.

Publications:

Layout - Design - Content



REMO SPRING Remodeling Guide

www.LincolnMarketing.us

REMODELING TIPS
PAINT TIPS
SPRING CLEAN UP
GREEN THUMB GARDENING

HOW TO MAKE THE MOST OF YOUR REMODELING

PINE & CARLTON COUNTIES, MINNESOTA

Scan QR Code for Digital Copy

Remodeling & Home Improvement Guide

8.5" x 5.5" 40 page booklet

Painting Tips from an Expert

- You Must Clean The Walls**
Any kind of dirt, dust or grease spots will ruin a smooth finish, so with water, a little mild dish soap, and a sponge lightly scrub the surface. Then rinse with clean water to remove the soap residue.
- Tap off the trim, windows, and the door frames**
Painters like tape to what is recommended for the part of the process, and can be applied up to a week ahead. Immediately after painting, remove the painter tape before the wall dries, that way you won't pull off any paint with it.
- Prime the walls**
Primer helps maximize the sheen and coverage of the paint and gives the finish coat a much more uniform appearance.
- Brush where you can't roll**
Use a brush to paint around trim and in corners, wherever your roller can't reach, with an angled brush. Extend brush painting out two to three inches from windows, moldings and doors.
- Use the "W" technique**
For maximum efficiency, start in the corner of a wall and roll on a three-by-three inch "W" style pattern. Then fill in the "W" without lifting the roller off the wall. Continue this pattern in sections until you're finished. Remember to paint only one wall at a time.
- Paint like a pro**
When the walls have completely dried, tap where the trim meets the wall, trim the moldings and the window and door frames with an angled brush.

www.LincolnMarketing.us 28 Pine & Carlton Counties Remodeling Guide

This block contains a collage of various advertisements and promotional materials. It includes a large map of a region, several small ads for local businesses like 'Walmart' and 'The Alive' center, and various flyers and brochures. The background is a dark, textured surface.

Landscaping Ideas

Save Money on Plants
If you wait until the end of the season to make purchases, you are likely to get some pretty good deals. Trees, plants, shrubs, and flowers will be going out the door at clearance sale prices. Even if the plants look a little beat up or the leaves look a little brown and tattered, as long as there is healthy looking green still, the plant is salvageable as long as it is planted quickly and properly.

Homemade Walkways
To get your yard a little cleaner, consider creating a custom walkway. This type of project can be done temporarily using leftover materials from a previous project. Consider using concrete blocks to form a retaining wall project, or if you just took down a retaining wall, you could repurpose the blocks into a sidewalk. Or if you have some leftover concrete sets, you can make custom shapes using cardboard. This can give you a very unique and personalized look.

Perennials or Annuals
The probably seems like no better; however, choosing something that will be gone after your year will save you a lot of work and money in the long run. Annual plants can be purchased at a lower cost and you can have a big wow between and several years whereas the perennials things you'll have a fresh new look every season.

Make your own Compost
A compost bin can be easily made from cheap materials such as wooden pallets or jump boxes, or if you can't wait to be ready with building things, you can purchase a compost bin for a reasonable price at the market or a hardware store. By recycling organic waste material in the compost bin and adding it to your soil, you can make a very healthy environment for your plants to grow in.

Access
If you are building a fence or some type of wall, remember that you will probably need to get equipment and materials through your yard. This will be handy for decisions like tree management or building or demolishing a structure. If you're having someone do the work, be prepared to encounter additional costs if there is no access or something has to be removed and replaced, having sufficient access could save you a huge headache in the future. Remember a survey will save building permit may be needed.

Landscaping
Whether flowers or shrubs, perennials are a smart choice as they do not have to be replaced annually and ultimately can save you money. Consulting an arborist for problems would be helpful if adding a tree is desired. A young tree will probably be the least expensive choice. A pathway using stepping stones can be a nice touch. Professional advice would be recommended. Tired of long maintenance hours, problems, and hassles can be a possibility. Choose the type to complement your lawn.

Fencing
Check local building codes for maximum height requirements.

www.LincolnMarketing.us 29 Pine & Carlton Counties Remodeling Guide

Kitchen Make-over

Countertops are Important
Look for materials that have properties such as durability, stain resistance and ease of cleaning. You may also want to consider something like stone, limestone or soapstone to achieve the look you are going for.

Install a Functional Island
Islands should have an open, airy look to them. Ideally avoid using the appliances. Islands are a great place for doing prep work, especially if you have multiple cooks. It also makes a great gathering place to gather and have conversations whether you are cooking or not.

Consider Maintenance and Cleaning
Try to stick to natural surfaces with all cabinet features such as doors, drawers, knobs and handles. They are a little more difficult to clean but will save you a lot of money on repairs or a repainting job you may have missed. Keep in mind that weather surfaces in light colors, like white laminate counter tops or cabinets. Doors can be easier to clean but also show any very early system wear is great, however very hard to keep streak free.

Lighting is Everything
Under-cabinet lighting is a must have wherever possible. This eliminates recessing windows, they also give the room a very warm feeling when they are the only lighting in use. Track lighting for the open space gives a very contemporary and bold look, and for functionality when they can be moved and pointed to any direction you like.

Your Stone Makes a Statement
Your stone is arguably the most important appliance to the kitchen. It makes a statement about how much you like to cook. For the sake of efficiency, consider wall ovens and countertop ovens. And whenever possible choose gas over electric, the heat is more even.

Ventilation
The only thing that gives your kitchen a dynamic look, an area based in very functional for a simple reason. Mainly for when you forget to set a timer, but also to the warmer months for getting the heat out of the kitchen in both economic and aesthetic. The more of the money you save on air conditioning to keep your cool, the better it is for you.

Kitchen Sink
You probably use your sink more than anything else in the kitchen. When considering the sink, here is a couple things to think about. There are a lot of options available, not only for water pressure but for getting into hard to reach places without making a mess. A garbage disposal unit can also save you a lot of trouble, and help keep the smell down in your trash. By sending leaves into the disposal you can give your sink a pleasant clean every week.

www.LincolnMarketing.us 30 Pine & Carlton Counties Remodeling Guide

Silver Fox FREE Senior Guide



Information Included

- Senior Resources
- Area Events
- Area History
- Parks & Rec. Info
- Local Attractions
- Green Thumb Gardening
- Outdoor Recreation Trails



ADAMS & JUNEAU COUNTIES, WISCONSIN



Silver Fox Senior Guide

8.5"x 5.5" 40 page booklet



D & J THRIFTY FOOD MART
 Monday - Saturday
 8:00 am - 8:00 pm
 Closed Sundays
 Join our Text Club: Text Jams1 to 1000
608-847-4664
 520 LaCrosse Street, Downtown Maunton

Jams 2 Discount Grocery
 Monday - Saturday
 9:00 am - 6:00 pm
 Closed Sundays
608-524-6838
 Join our Text Club: Text Jams2 to 10000
 16 E Main St, Reedsburg, WI

Karas DENTAL
 1104 Academy St., Elroy • 608-462-8282
 1412 Wheelihan Ave., Necedah • 608-565-7173
 Providers for Delta Dental Preferred, Cigna, WEA
NEW PATIENTS WELCOME!
SAME DAY CROWNS
 CHRISTOPHER KARAS, D.D.S. www.karasdentalgroup.com

GENTLE YOGA FOR SENIORS
 Yoga is good for adults of all ages, especially seniors. Studies have shown that yoga can be extremely helpful when it comes to combating stress, fatigue and pain. Some yoga poses increase core strength and balance, which reduces the risk of fall-related injuries. Other poses can alleviate senior-related health issues such as menopause. Above all, yoga is a form of exercise that can help seniors feel younger.

the One-legged Wind Relieving pose is a good, gentle stretch for the mid- to low back and hips because it stretches all of the muscles in those areas, which helps resolve low back pain.

Here's How...

1. Lie down on your back with your knees bent and your feet on the floor.
2. Hug your right thigh to your chest, using a strap or belt to assist you, if necessary.
3. Straighten your left leg along the floor, keeping your foot flexed.
4. Keep your pelvis and right buttock on the floor (if, if you're unable, keep your left leg slightly bent).
5. Breathe deeply until you feel the muscles relax, and then stay a few breaths longer.
6. Repeat on the other side.

You may find that one side may take more or fewer breaths to relax, so pay attention to what your body's telling you.

Other poses aimed at reducing chronic back pain include relaxation pose, forward fold and seated forward bend in a chair.

Seniors know that other aches and pains can also get in the way of an active life.

ADAMS COUNTY TRAILS



JUNEAU COUNTY TRAILS



BICYCLE SAFETY

Be Cautious of Other Bikers

Bicycle Hand Signals

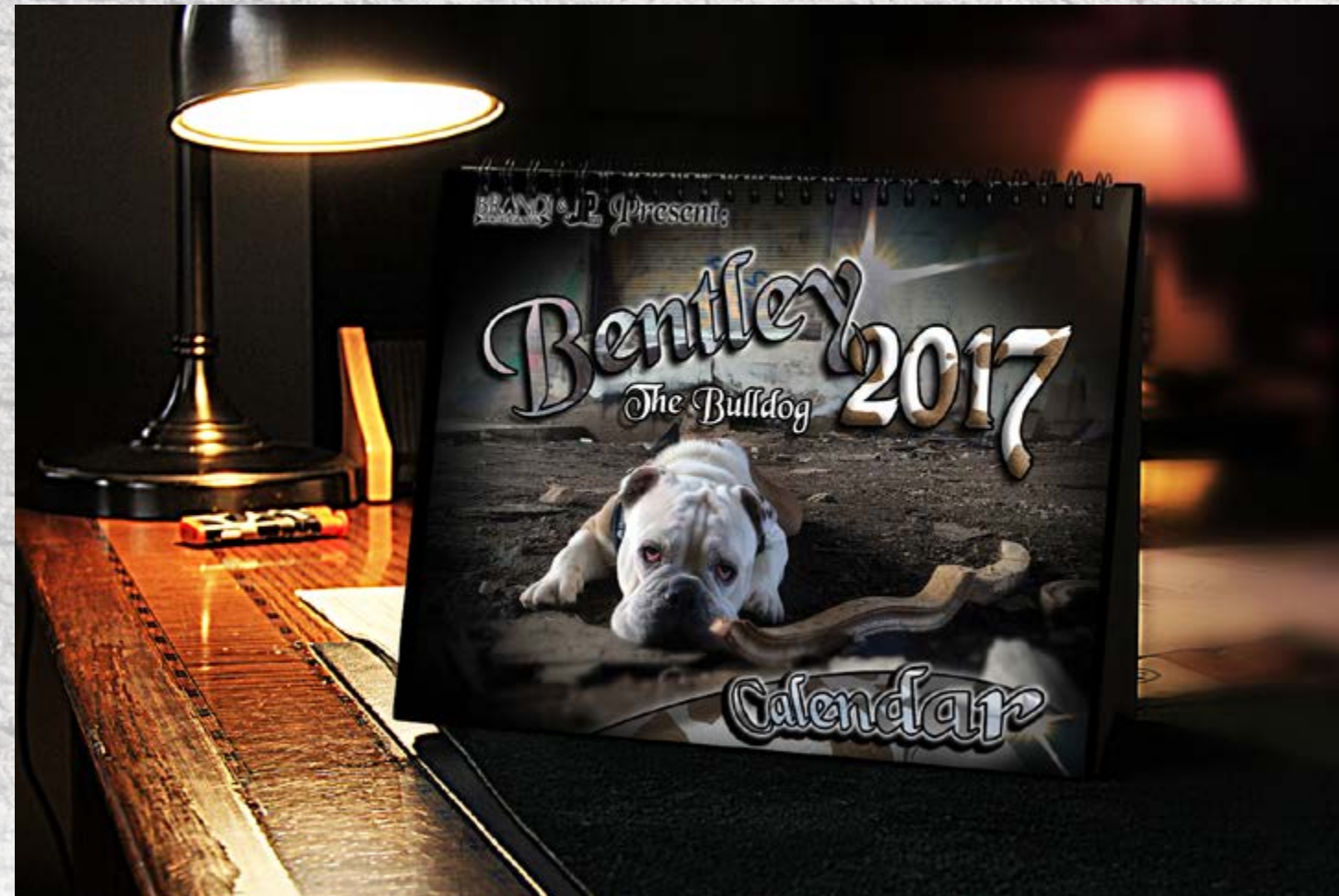
• Be sure your handlebars, seat and wheels fit snugly. • Keep your bike in good shape by checking and oiling your chain, making sure your brakes work properly and maintaining your tire pressure. • Always ride with both hands on the handlebars except when doing turn signals. • When leaving a driveway, curb or alleyway always stop and check for traffic in both directions. • Cross only at intersections. • Use the crosswalk to walk your bike across busy intersections and follow the traffic signals. • Never ride against traffic. Travel in the same direction as the cars. • Whenever you can, use bike routes and avoid busy streets. •

Drink Lots of Water!

• Always use bicycle hand signals to alert traffic of your changing direction. • Don't ride near parked cars as doors can open and cause accidents. • Obey all traffic signs and traffic lights. • When biking with friends, ride in a single file. • Always pass other bikers or pedestrians on the left and say "On your left!" to make your presence known. •


Calendar Design:

Layout - Design - Photo Editing



Poster Map Design:

Layout - Design - Ad Creation



A large poster for Adams & Juneau Counties, Wisconsin. The top section features a red banner with the text "Adams & Juneau Counties, WI". Below this is a map of the counties with various icons and lines indicating services like "Airport Locator", "Snowmobile, Trail", "ATM, Trail", "Bicycle, Trail/Route", and "Airport Locator". The poster is filled with numerous small advertisements for local businesses such as "Connell's Cedar Shack", "Hauston Plumbing", "Red Hen", "Lampert Lumber", "Seal Coating", "Model Home & Showroom", "Bavarian Campsite", "White Creek Tavern", "Kemper's Logging", "Kozzy's Pizza", and "Karas Dental". A "LOCAL NEWS" section mentions Tom Demmin and Bruce Golla. The bottom right corner features a "LOCAL WEATHER" section and "LOCAL SPORTS" information.





Jonny Peterson

Jonny@HappyApertures.com

651-238-6403

Portfolio Site



Portfolio PDF

Youtube

